

5800 BHP TOWING SEABULK DOVE



5800 BHP TOWING SEABULK DOVE

DIMENSIONS

LENGTH OVERALL	62 m	203.41 ft.
BREADTH	13.60 m	
DEPTH	5.50 m	
DRAFT SUMMER	4.80 m	
GROSS TONNAGE	1,147	
NET TONNAGE	344	

CAPACITIES

FUEL OIL	777.6 m ³
DRILL WATER	291.3 m ³
POTABLE WATER	389.9 m ³
BALLAST WATER	96 m ³
LIQUID MUD	190 m ³
CEMENT	135.9 m ³
FREE DECK SPACE	33 m x 9.8 m = 323 m ²
DECK CARGO	472 t

MACHINERY

MAIN ENGINES	2 x Yanmar 8Z A-GN, total 5800 BHP
BOW THRUSTER	1 x Ulstein 550 BHP
PROPELLERS	2 x Ulstein C.P.P.
BOLLARD PULL	70 t
GENERATORS	2 x Caterpillar 230 KW 1 x Perkins 40 KW

DECK EQUIPMENT

CAPSTANS	2 x 10 t @ 12 m/min
WINDLASS	12 t
TUGGER WINCHES	2 x 10 t @ 12 m/min
STERN ROLLER	3.8 m width x 1.52 m dia.
ANCHORS	2 x 1590 kg + 1 spare
ANCHOR HANDLING/TOWING WINCH	double drum, Waterfall type, 150 t pull,
DRUM CAPACITY	1000 m x 2.25"
SHARK JAW	Ulstein for 2.25" chain-440 t
TOWING PINS	Ulstein hydraulic
GIPSIES	2 x 3"

SPEED/CONSUMPTION

MAXIMUM	14.0 kts on abt 24 t/24 hrs
ECONOMICAL	12 kts on abt 11 t/24 hrs

TRANSFER RATES

FUEL OIL	100 m ³ /hr @ 75 m head
DRILL/BALLAST WATER	100 m ³ /hr @ 75 m head
POTABLE WATER	100 m ³ /hr @ 75 m head
LIQUID MUD	60 m ³ /hr
CEMENT	40 t @ 70 m

ACCOMMODATION

21 Bunks (of which 13 for permanent crew)

NAVIGATION/COMMUNICATION

RADARS	2
ECHO SOUNDER	1
GYRO COMPASS	1
AUTO PILOT	1
GPS	1
SSB RADIO	Furuno, 150 W
VHF RADIO	1 B26x Furuno FM 2510 2 standard STR 8400 DSC
SATCOM	C:2

FIRE FIGHTING/SAFETY

PUMPS	2 x Kvaerner 1500 m ³ /hr
MONITORS	2 x Thune 1500 m ³ /hr
CAPACITY	FIFI I Class
STAND-BY RESCUE	2 x 25 person Liferrafts 1 rescue boat, 25 BHP

ANTI-POLLUTION SYSTEM

SPRAY BOOMS	
VARIOUS	
SEWAGE TREATMENT PLANT	1
DISPERSANT PUMP	1

BUILT

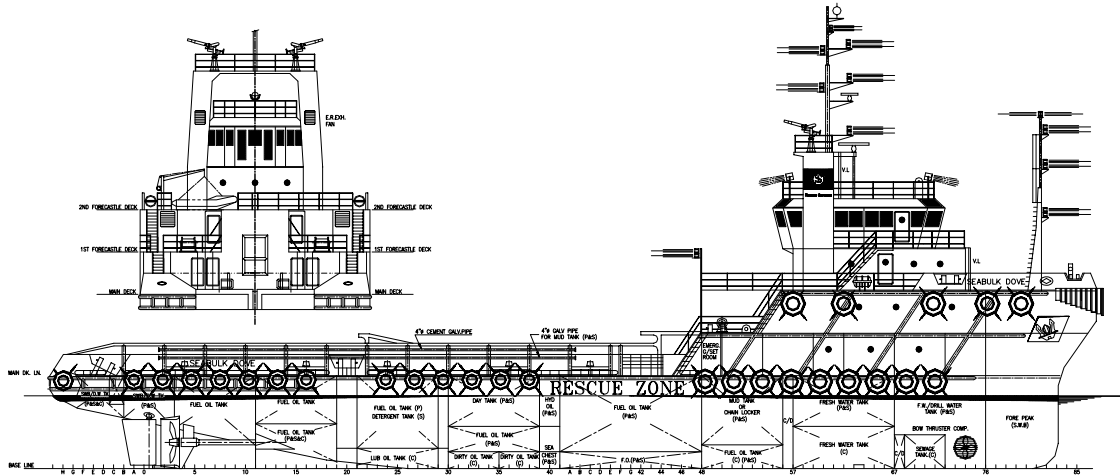
YEAR	1991
CLASS	ABS+A1, MAS, EO, FIFI I, AHTS
BUILDER	Southern Ocean Shipbuilding Co, Singapore
OFFICIAL NUMBER	11516, I.M.O. 8318233
FLAG	Liberia, Monrovia
CALL SIGN	ELZS5

This specification is preliminary and subject to change without notice. Exact tank capacities, deadweight, deck cargo capacity and other figures that have been calculated and may change when the actual vessel is delivered.

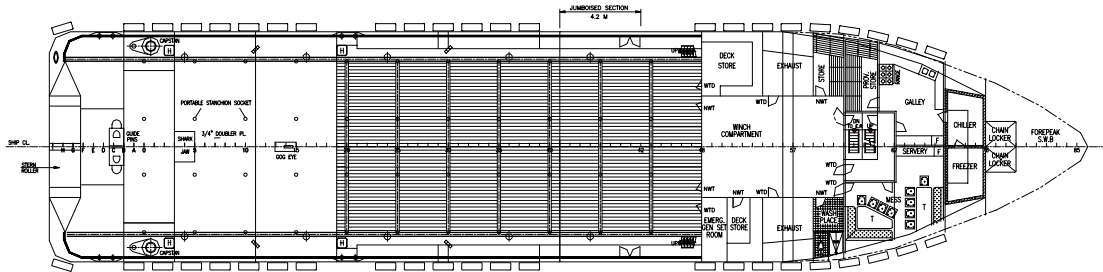
5800 BHP TOWING SEABULK DOVE



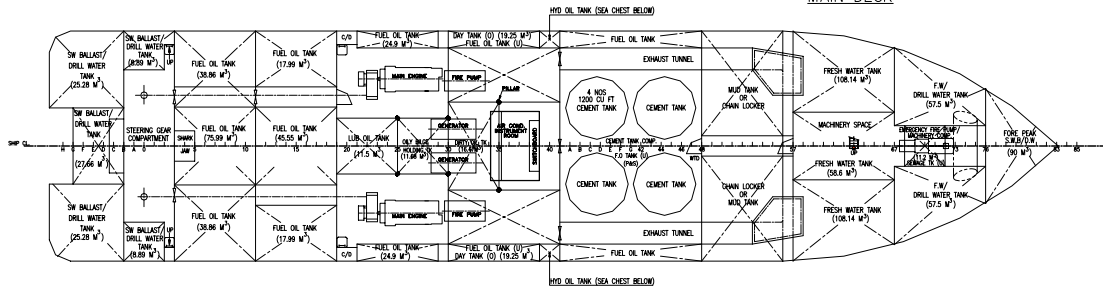
5800 BHP TOWING SEABULK DOVE



OUTBOARD PROFILE



MAIN DECK



BELOW MAIN DECK